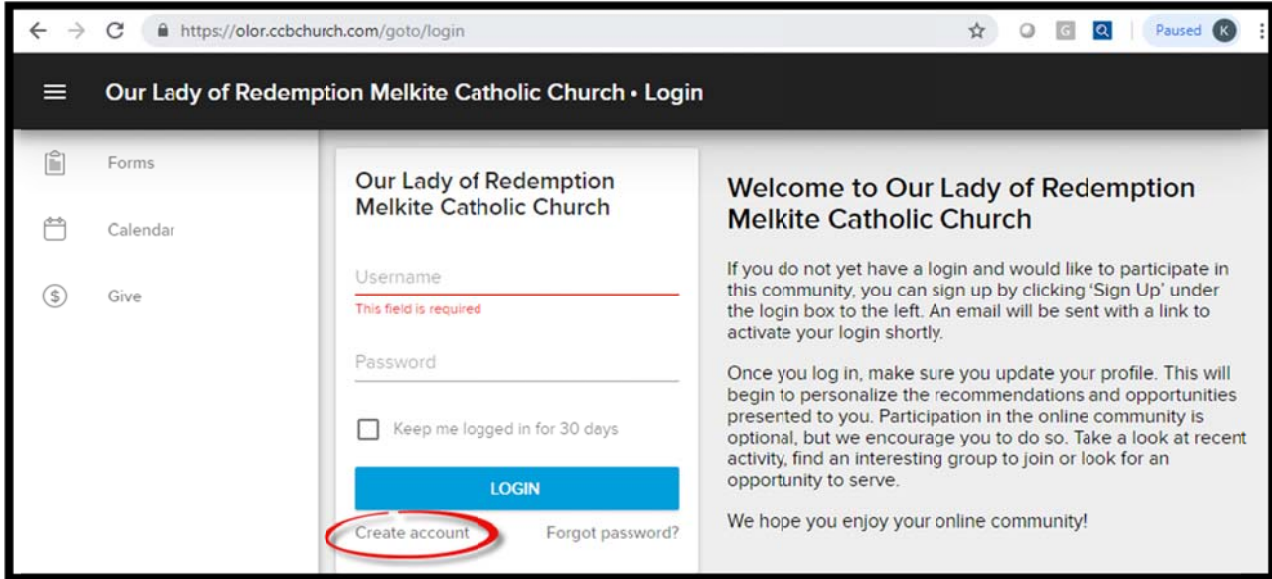


OUR LADY OF REDEMPTION
CHURCH COMMUNITY BUILDER WEBSITE

Create Account

Open any browser and enter the following address; <https://olor.ccbchurch.com>

Click on [Create Account](#)



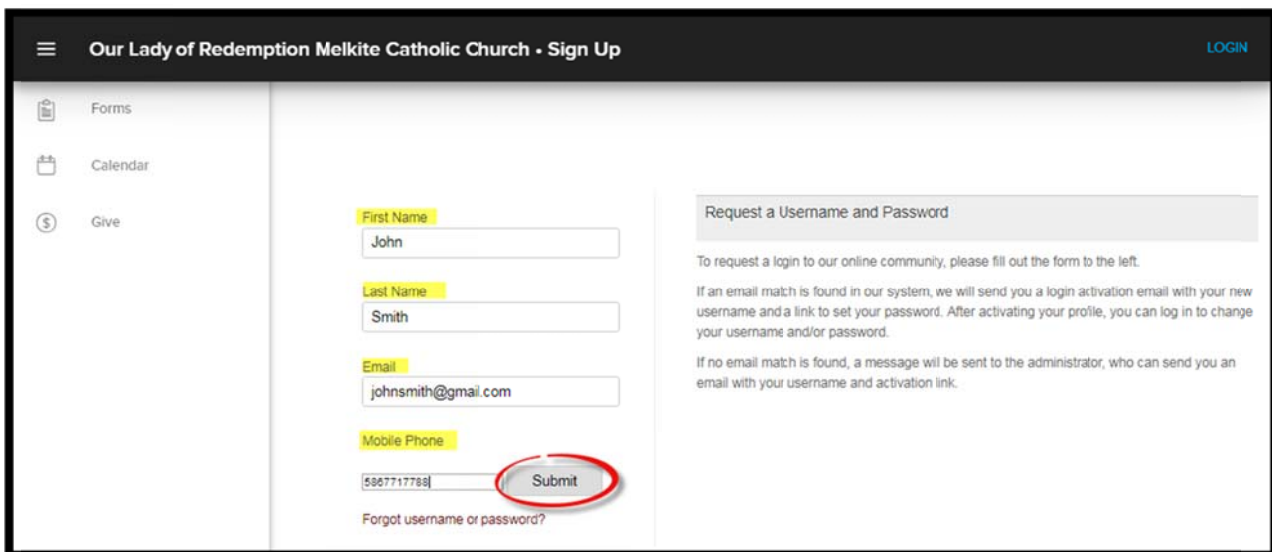
Enter your [First Name](#)

Enter your [Last Name](#)

Enter your [Email](#)

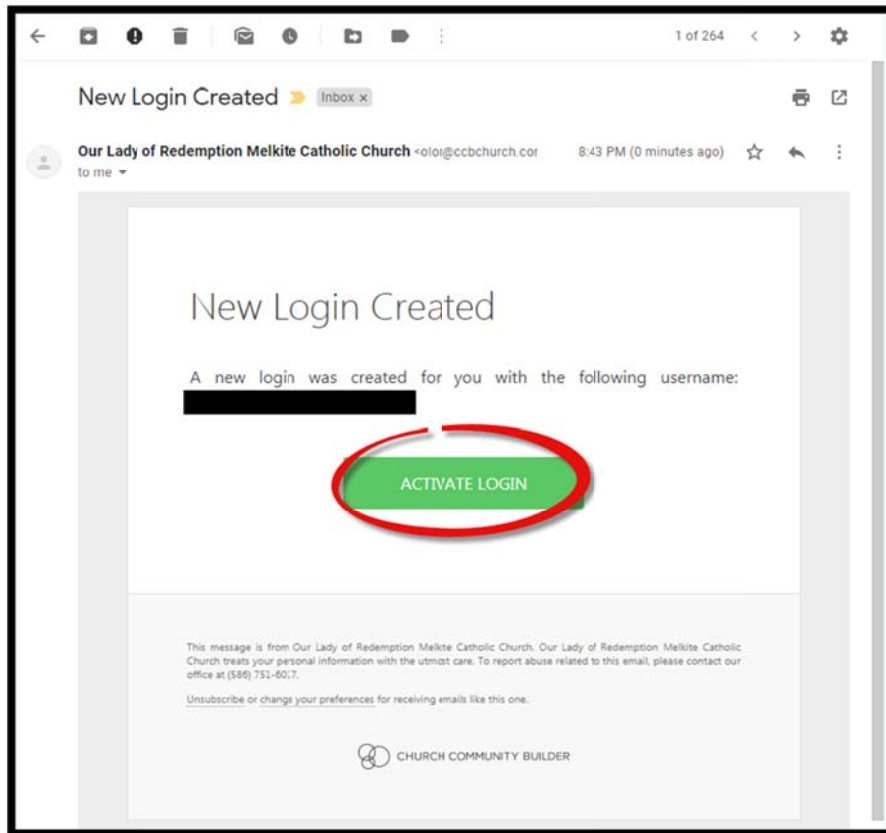
Enter your [Mobile Phone](#)

Click on the [Submit](#) button



If the email address entered on the previous screen does not exist in CCB, an email will be sent to the Administrator requesting parishioner setup. Once you have been added to CCB, the Administrator will send you an Activation email.

If the email address entered on the previous screen exists in CCB, an email with an Activate Login link will be sent to the email address provided. Click on the **Activate Login** button.



Enter a Password, confirm the Password and click on the **Submit** button.

The screenshot shows a web page titled "Our Lady of Redemption Melkite Catholic Church" with navigation links for "Calendar", "Forms", and "Give Online". The main heading is "Set Password". Below the heading is a sub-heading "Enter and confirm your new password in the fields to the left. Once your password is set, you will be able to log in with your username rebecca.natal18@gmail.com." The form contains three input fields: "Username" (with the value "rebecca.natal18@gmail.com"), "Password" (with a single character "l"), and "Confirm Password". A note below the password fields states "Must have both letters & numbers and be at least six characters". Below the form is a red "Submit" button, which is circled in red. There is also a "Go to Login page" link. At the bottom left, there is a link for "Sign Up | Mobile login".

Once valid passwords have been entered, you will be returned to the original login screen.

Enter your email address and password. Click on the **Login** button

